



WOOD Stove Identification


Series 3




- #3**
- with draft spin
 - wheel on front door
 - “L” - style handle
 - (1983 - 1988)




- 3CB**
- curved door handle
 - draft slider
 - non catalytic
 - 1995 to present



- #3 TD**
- top exit thru top
 - draft wheel on door
 - (1987 - 1990)




- 3TDIC -2**
- with draft slider
 - internal catalyst
 - pull-rod damper handle
 - 6” reversible flue collar
 - (1990-1993)




- 3TDIC-2AP**
- same as above
 - with ashpan
 - (1993 - 1996)

WOOD Stove Identification


Series 3




- #3**
- with draft spin
 - wheel on front door
 - “L” - style handle
 - (1983 - 1988)




- 3CB**
- curved door handle
 - draft slider
 - non catalytic
 - 1995 to present



- #3 TD**
- top exit thru top
 - draft wheel on door
 - (1987 - 1990)




- 3TDIC -2**
- with draft slider
 - internal catalyst
 - pull-rod damper handle
 - 6” reversible flue collar
 - (1990-1993)



- 3TDIC-2AP**
- same as above
 - with ashpan
 - (1993 - 1996)


WOOD Stove Identification

Firelight #12




#12 FIRELIGHT

- est. 1993
- catalytic
- top load door with
- foot pedal



#12 FIRELIGHT RUNNING CHANGES INCLUDE

- removable ashlip
- air control lever bolt changed from 6mm to 8mm
- access cover added to bottom air manifold
- ashpan hinge pin diameter changed from 6mm to 8mm
- damper control sleeve and damper rod attached with roll pin instead of set screw.



FIRELIGHT CB #12

- est. 1999
- removable ashlip
- non catalytic
- right side load door
- no top load/foot pedal


WOOD Stove Identification

Series 8




#8

- draft wheel on front door
- “L” style handle
- (1981 -1989)




8TDC

- CATALYTIC
- draft slider
- right hand bypass damper
- top exit thru top
- (1989 - 1991)



SERIES 8


- draft slider
- left front bypass damper
- 6” reversible flue collar
- (1991 - 1993)




SERIES 8 AP

- same as above with ashpan
- (1993 - 1998)

GAS Stove Identification



- J100 gas stove**
- (1988 - 1993)
 - B-vent or power vent
 - Lp or Ng- not convertible




- Firelight DIRECT VENT**
- co-axial top vent off rear
 - glass front/double doors
 - SIT 820 Nova valve
 - (1998 - present)




- Classic 3 B-VENT**
- 4" rear vent
 - b-vent only
 - natural gas only
 - SIT 630 Euro valve
 - (1995 - 1998)



- Firelight Gas VENTFREE**
- NO vent
 - NO glass/screened front
 - double doors
 - SIT 820 Nova valve
 - (1998 - present)




- Classic 3 VENT FREE**
- no vent
 - no glass/screen in door
 - SIT 630 Euro valve
 - (1995 - present)



- Allagash/3DVII Direct Vent**
- reversible co-axial flue collar
 - glass front/double doors
 - on/off/t-stat switch on back
 - (1999 -




- Classic 3 DIRECT VENT**
- co-axial rear vent
 - glass door
 - SIT 820 Nova valve
 - (1996 - 1999)




- Lillehammer Direct Vent**
- rear exit only - co-axial
 - single front - no doors
 - SIT 820 Nova valve
 - (1999 -

OLD WOOD Stove Identification

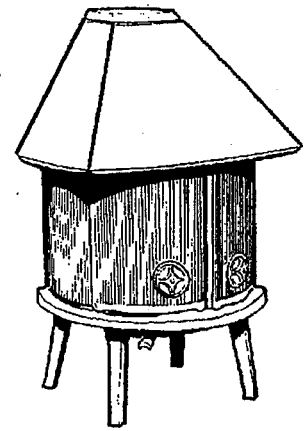
Combifires



1
(1979-1984)




4
(1972-1982)




6
(1972-1981)


Box Stoves




602
(1972-1987)



602 Classic
(1994-Present)




118
(1972-1983)




121
(1980-1986)

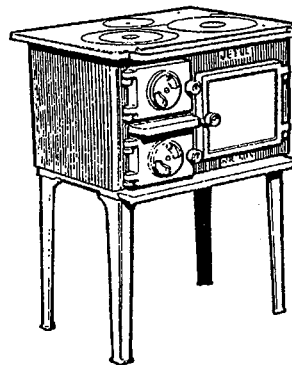
Rare Stoves




201 Turbo
(1982-1986)



380 Lumberjack
(1972-1978)




404 Cookstove
(1972-1979 re-released 1999)




606
(1977 - 1979)

Contemporary Stoves




Alpha
(1988-1993)




Petite
(1994-Present)


Coal Stoves



507
(1972-1986)



466
(1986-1989)



515/715
(1986-1989)